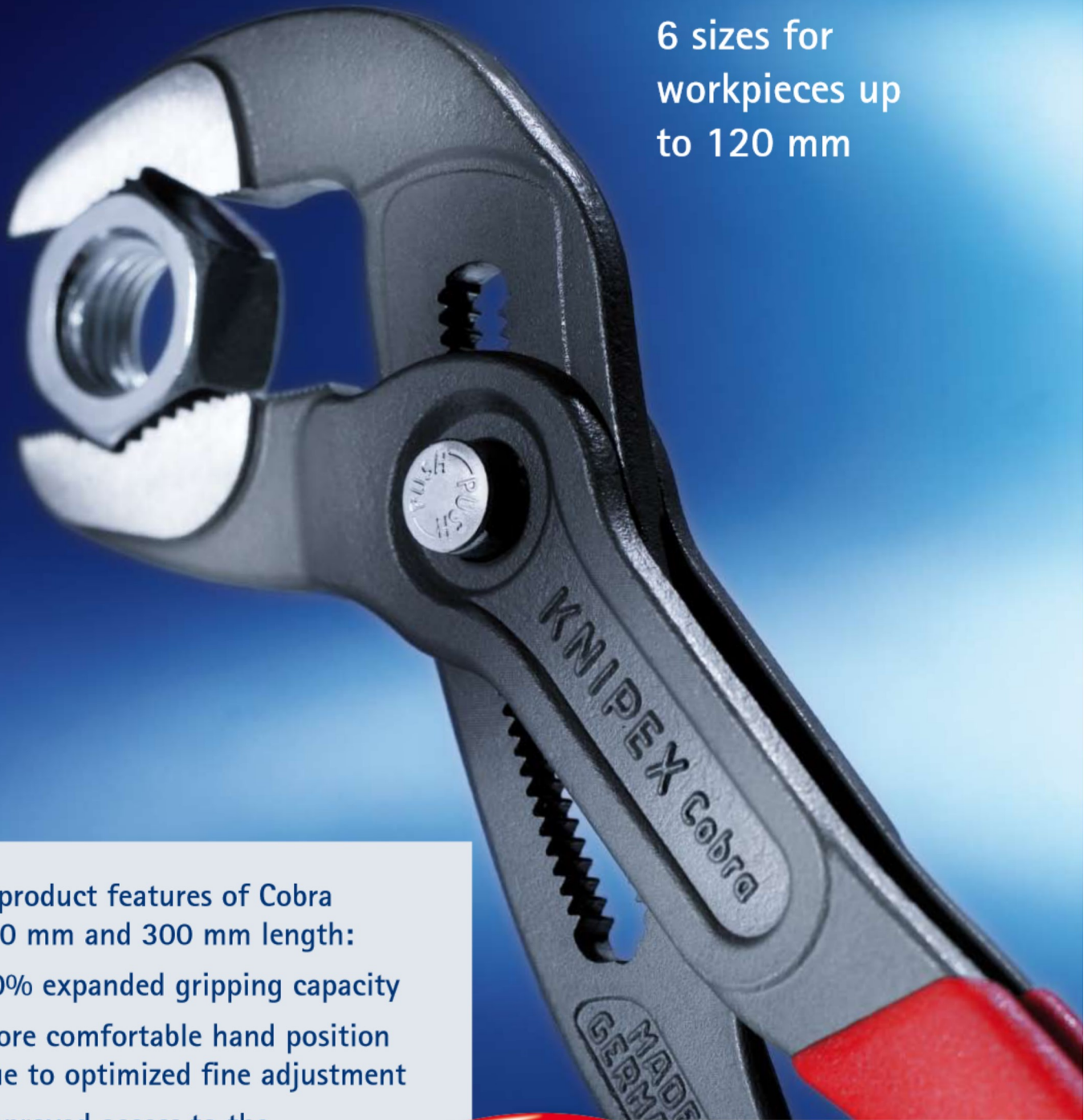


KNIPEX-Cobra Water Pump Pliers



6 sizes for
workpieces up
to 120 mm



New product features of Cobra
in 250 mm and 300 mm length:

- ▶ 30% expanded gripping capacity
- ▶ more comfortable hand position
due to optimized fine adjustment
- ▶ improved access to the
workpiece
- ▶ increased load capacity having
a slim design

NEW

KNIPEX Quality – Made in Germany

KNIPEX Cobra Water Pump Pliers

The Cobra grips firmly and securely also under rough conditions.



The special jaw design with opposing off-set teeth ensures maximum grip and perfect alignment. In addition the Cobra offers a unique adjustment mechanism: at the push of a button the tool adjusts fast and easily to the workpiece. No more guessing at the right size.

To the contrary: place the upper part of the jaw against the workpiece, press button and push the lower jaw into position. Simply perfect. The button serves as a memory button: an unintentional adjustment – even under load – is not possible. The fine adjustment always provides a favourable position of the handles. Also in this respect the ergonomically designed Cobra is particularly user friendly.



Gripping-surface
with special
hardened teeth
= wear resistant and
high gripping security

Self-locking on pipes and nuts
= no slipping off the workpiece,
no knuckle-busting

Push-Button-Mechanism
= adjustment at the push
of a button directly on the
workpiece


Fine-adjustment
= optimum adjustment to
different sized workpieces

Box-joint design
= directional stability


Guard
= avoids finger-pinching

Handle cover
= non-slip





Opposing off-set teeth provide a self-gripping effect which avoids slipping off the workpiece



Operation on pneumatic pipes





The Cobra XL (length 400 mm / 16") with a capacity of up to 95 mm / 3 1/2" exceeds by far the efficiency of a pipe wrench of the same length



Mini-Cobra: pocket size with adequate tool function. Capacity up to 30 mm diameter

KNIPEX-Cobra

Article-No.	EAN 4003773-	Finish			Adjustement positions	↔ mm	⚖ g
87 01 150	060116	head polished, handles plastic coated	1 1/4"	30 mm	11	150	135
87 01 180	022015		1 1/4"	30 mm	11	180	160
87 01 250	022022		2"	46 mm	25	250	300
87 01 300	034087		2 3/4"	60 mm	30	300	515
87 01 400	005636		3 1/2"	95 mm	27	400	1205
87 01 560	044321		4 1/2"	120 mm	20	560	2740
87 02 180	042396	head polished, with two-colour dual component handles	1 1/4"	30 mm	11	180	185
87 02 250	040316		2"	46 mm	25	250	360
87 02 300	029144		2 3/4"	60 mm	30	300	565
87 03 180	005667	head chrome plated, handles plastic coated	1 1/4"	30 mm	11	180	165
87 03 250	043805		2"	46 mm	25	250	320
87 03 300	041382		2 3/4"	60 mm	30	300	515
87 05 250	005681	head chrome plated, with two-colour dual component handles	2"	46 mm	25	250	340
87 05 300	014126		2 3/4"	60 mm	30	300	565
87 11 180	026921	head polished, handles plastic coated	1 1/4"	30 mm	11	180	155
87 11 250	035473		2"	46 mm	25	250	300
87 51 250	061267	head polished, handles plastic coated	1 1/4"	42 mm	19	250	310

MM with opening spring

- Push-Button-Action directly on the workpiece: fast and comfortable operation
- fine adjustment: allows optimum adjustment to different sized workpieces and a comfortable position of the handles
- secure catching of the hinge bolt: no unintentional adjustment
- box-joint design: high stability due to double guide
- self-locking on pipes and nuts: power-saving operation and no slipping off the workpiece
- gripping surfaces with special hardened teeth: wear resistant
- guard: prevents "knuckle-busting"
- favorable lever action: optimum power transmission
- forged from Chrome-Vanadium Electric Steel, oil-hardened: high load capacity
- Cobra...matic: with spring adjusted action for instant adjustment
- Cobra ES: particularly good access to the workpiece due to very slim construction of head and joint area

Your distributor



KNIPEX-Werk
C. Gustav Putsch KG

Oberkamper Strasse 13
42349 Wuppertal (Germany)

Tel.: +49 (0) 202 – 47 94-0
Fax: +49 (0) 202 – 47 74 94

info@knipex.de
www.knipex.de