

# CLINIC SNAP HONEYCOMB.



THE HYGIENE AERATOR FOR HOSPITALS  
AND CARE FACILITIES.

**NEOPERL®**

flow, stop and go®

# CLINIC SNAP HONEYCOMB.

## FOUR COLOURS, FOUR CHANGES – BETTER HYGIENE.

To improve hygiene, hospitals and medical facilities should use aerators in their taps, which prevent unnecessary water splashes and the resulting spread of bacteria. The aerators should be replaced at regular intervals. Furthermore, the use of aerators with a clear laminar flow is recommended.

The CLINIC Snap Honeycomb has been devised with these requirements in mind.

### No air intake, for a lower infection risk.

The CLINIC Snap Honeycomb is designed not to draw in any air. The result is a clear laminar flow. Laminar flow aerators such as the CLINIC Snap Honeycomb result in reduced splashing of water and aerosol formation. They therefore minimise the risk of infection by legionella or pseudomonas bacteria. Ideal for hospitals and care facilities.

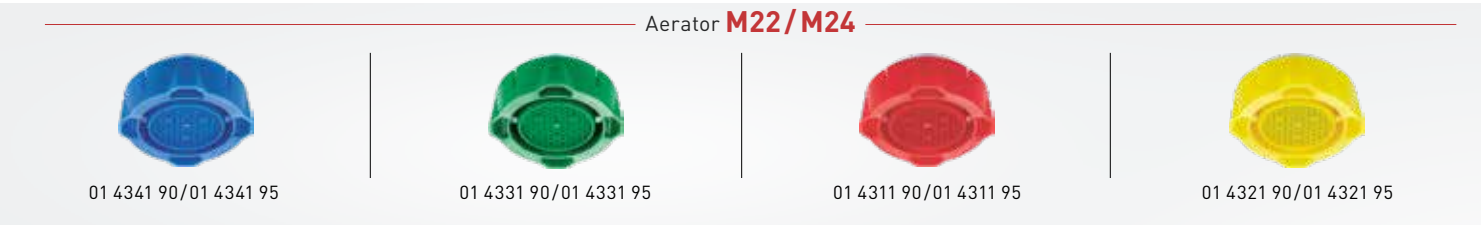
Only suitably hygienic and verified material is used, in line with DVGW W270.

The aerator has a flow limiter which restricts the water flow rate of the tap to approx. 7.5 – 9 l/min at a pressure of 3 bar. This type of flow restriction makes a significant contribution to preventing unnecessary contamination through splashing water.

### Four colours, for a lower infection risk.

To maximise hygiene we recommend replacing the aerators regularly. The CLINIC Snap Honeycomb features a simple colour coding system to help staff to do this:

The aerators come in four different colours, with each colour representing a replacement cycle. This means it is easy to recognise and monitor whether replacement is taking place regularly and correctly.

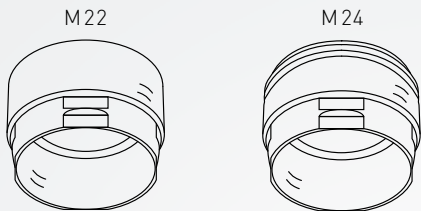


# FOUR COLOURS, FOUR CHANGES – STRAIGHTFORWARD REPLACEMENT.

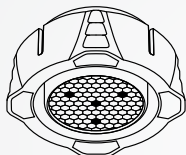
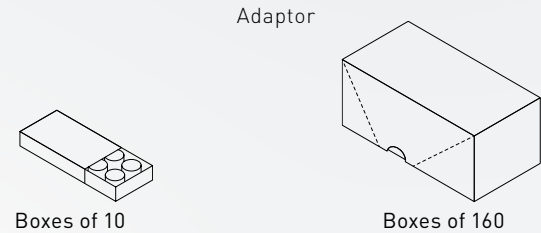
The CLINIC Snap Honeycomb comes in two parts and consists of an aerator and a brass chrome-plated adaptor. The latter only needs to be fixed to the tap once and is available in the two common sizes M22 and M24. The fixed adaptor allows the CLINIC Snap Honeycomb to be installed and removed very easily, with little time or expense. Simply hold the aerator in position and apply light pressure to snap it onto the adaptor. Slightly turn the aerator by hand to detach it again very easily from the adaptor (no tools required).



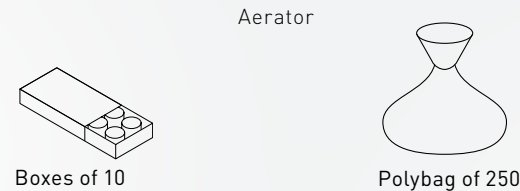
## ADAPTOR BRASS CHROME-PLATED



## PACKAGING VERSIONS (FOR EACH PRODUCT)



AERATOR



# IT'S TIME FOR THE CLINIC SNAP HONEYCOMB.

## YELLOW

... And if there are still red aerators, you should now change them to yellow ones.

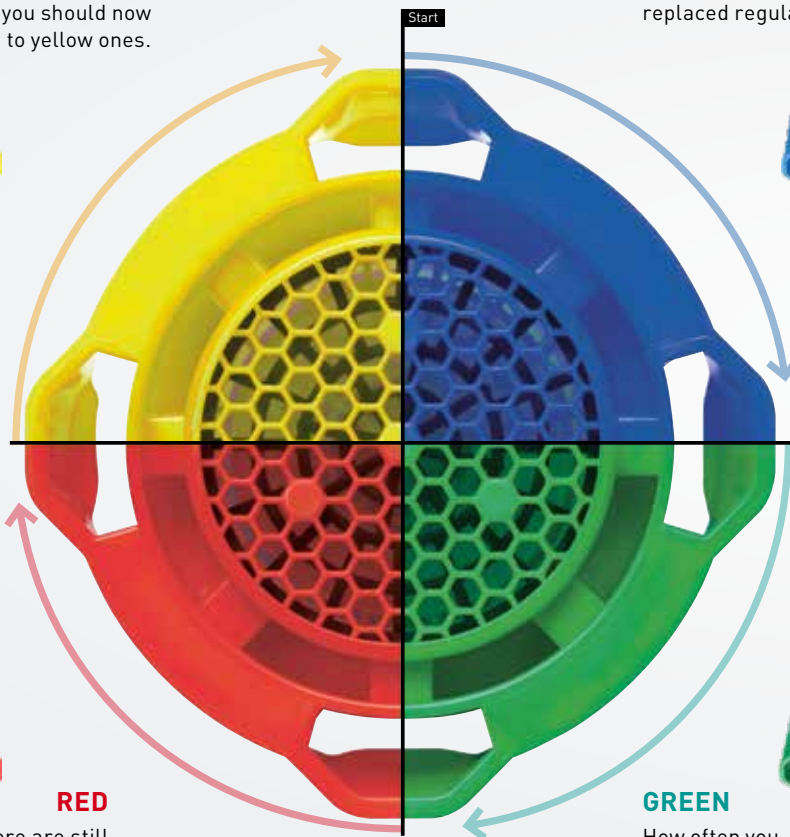


## BLUE

To ensure hygiene, aerators should be replaced regularly.



The replacement interval must be individually defined within a facility, as water quality affects the microbiological contamination of the aerator.



## RED

If there are still green aerators anywhere, it's time to change them.



## GREEN

How often you change the aerators is up to you.



**NEOPERL AG**

Pfeffingerstrasse 21, 4153 Reinach-Basel, Switzerland

Phone +41 61 716 74 11

ch.infonet@neoperl.com, www.neoperl.ch

**NEOPERL®**

flow, stop and go®