

Wiring base

DESCRIPTION

The wiring base S98 is equipped with screw terminals and provides utmost flexibility of electrical wiring due to its variety of cable entry points

CONSTRUCTIONAL FEATURES

- 3 earth terminals with additional terminal for burner earthing
- 3 neutral terminals with internal permanent connection to neutral terminal:
 - terminal 8 (**S98**)
 - terminal 7 (**S98 N7**)
- 2 spare auxiliary terminals (S1 and S2)
- 3 extra terminals A, B and C (S98-12-pin only)
- 2 slide-in plates and 2 easy-knockout holes, plus 2 easy-knockout holes in the bottom of the base facilitate the wiring

The digital burner control boxes should be installed on S 98 12-pin wiring bases, which features beside the extra terminals B and C – to be used by some controls only – the extra terminal A for the remote reset/lockout function.



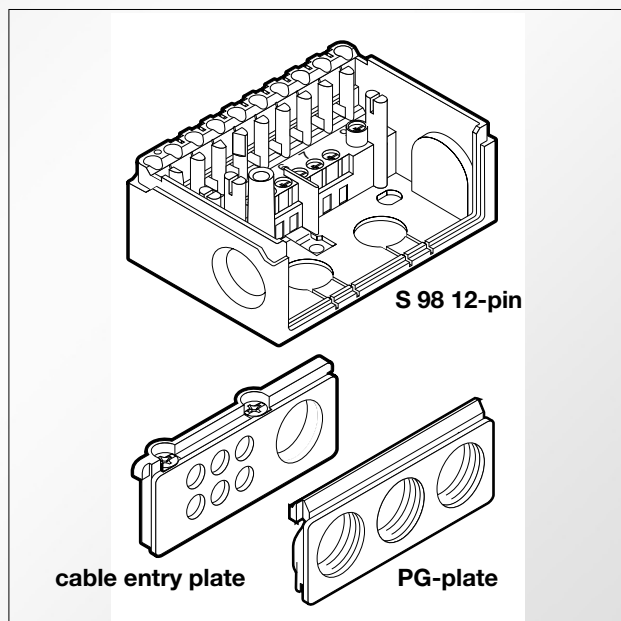
Note:

To assist trouble free operation the main neutral connection terminal in the wiring base – which is also the connection to the control box - must be fully tightened.

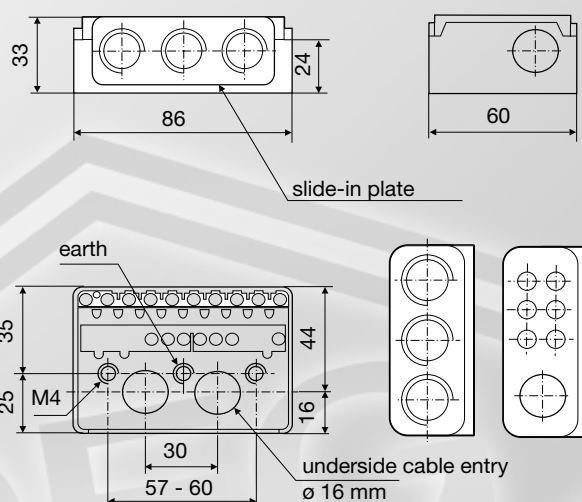
The terminal screws are already in their open position and have only to be tightened after the wire has been put into the terminal

TECHNICAL DATA

Recommended ambient temperature	-20 °C...+60 °C
Operating voltage	max. 300V
Weight	approx. 70g
Mounting position	any
Protection class with installed control box	IP 40
Designed according max. load per terminal	EN 60730, EN 60335 see the specification of the control box
screw head/ tool	Philips size 1
max. torque	0,5 Nm



DIMENSIONS



APPLICATION RANGE

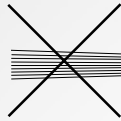
	Item no.	equipped with	replacing	to be used with
wiring base 9-pin	75300	terminals 1-9 2 spare terminals S1/S2	701 ABEN	TF, TTO, MMx, DKx without extra terminals A, B and C
wiring base 9-pin ABC	75330	terminals 1-9 5 spare terminals S1/S2/A/B/C	701 ABEN	TF, TTO, MMx, DKx without extra terminals A, B and C
wiring base 12-pin	75310	terminals 1-9, A, B, C and 2 spare terminals S1/S2	701 TTG EN 701 TTG FN	TF, TTO, MMx, DKx, DMx with extra terminals A, B and C
wiring base N7	75320	terminals 1-9 2 spare terminals S1/S2	701 ABEN 7	TF974/976
wiring base 11-pin A	75340	terminals 1-9, B, C and 3 spare terminals S1/S2/A	701 TTG FNGH	TF, TTO, MMx, DKx without extra terminals A with extra terminals B and C

INSTRUCTION NOTES

Wires

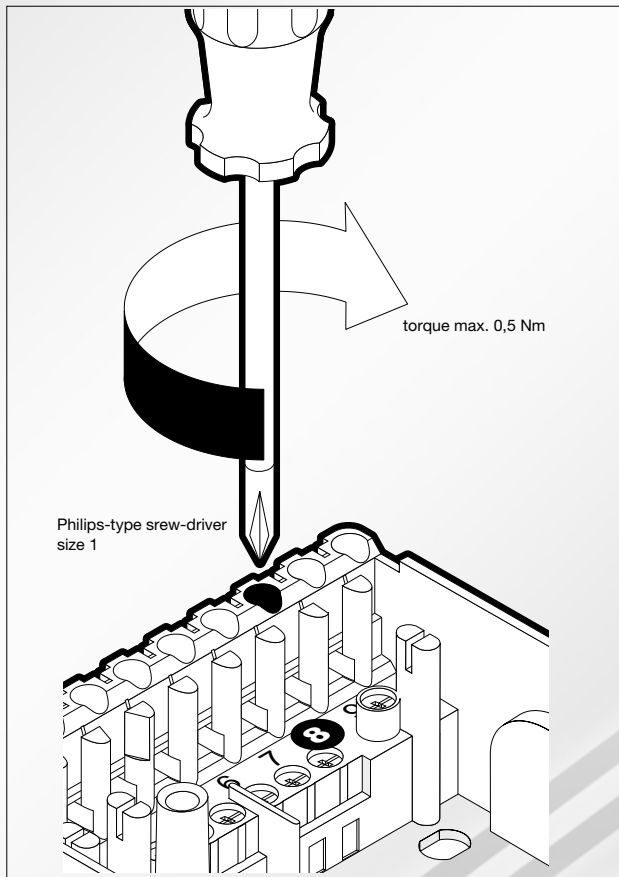


wire end tag, crimped!



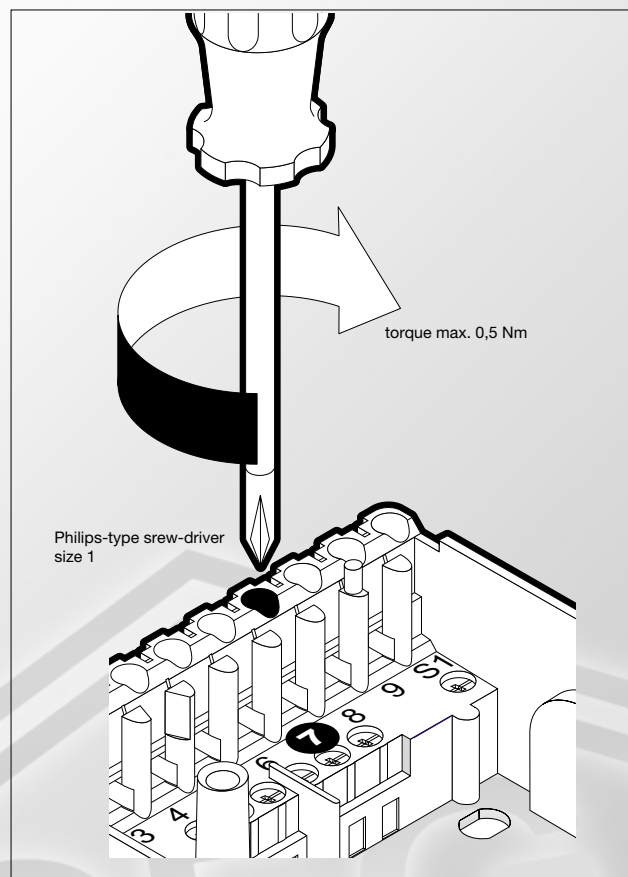
Wiring base S98

- screw on terminal **8** must be fastened!



Wiring base S98 N7 (TF 97 x)

- screw on terminal **7** must be fastened!



ACCESSORIES

ITEM

Insert plate
optional

DESIGNATION

PG-plate
Cable entry plate

ITEM NO.

70502
70501

Specifications subject to change without notice