

Electric rope hoist PLANETA - BW

This small winch is mostly used for house repair, changing of windows, lifting cement sacks into the upper floor - just a quick installed tool for many applications in which the worker wants to carry loads up to higher floors or levels. They are not allowed to be used for moving of persons. The BW-rope hoist comes ready for use.

Features:

- Automatic upper limit switch
- With 5 m power lead and industry plug for your country
- Sensor arm automatically stops motor if the wire rope is completely unwound
- With 10 m pendant control
- 360° weight hook with safety latch
- Motor rating IP44
- Heavy duty IP65 waterproof switch with emergency stop K613A as option

Options:

- Swivel jib arm, 180°
- 10 m control cable extension

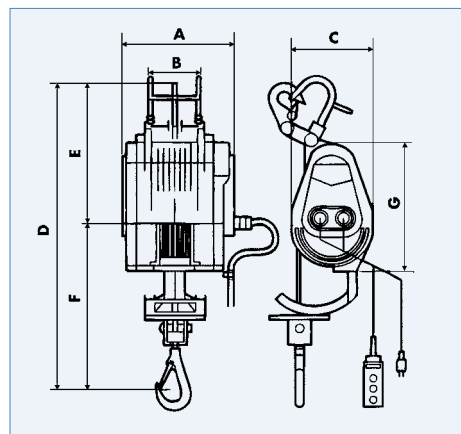


Option:
Combinable with
LST-trolley

BW-230



The device is equipped with a safety hook as standard.




TYPE		BW-80	BW-160	BW-230	BW-300
Capacity in all rope layers	kg	80	160	230	300
Rope lifting speed* 1st rope layer	m/min	18	15	9	9
Rope lifting speed * top layer	m/min	30	22	14	13
Motor data	230 V	0.8 kW/4 A/	1.2 kW/6 A/	1.3 kW/6,5 A/	1.5 kW/7,5 A/
Duty factor		25 % ED	25 % ED	25 % ED	25 % ED
Lifting height (rope length)	m	23	30	24	24
Rope diameter	mm	4	5	5	5
A (Dimensions)	mm	200	244	244	244
B	mm	104	115	115	115
C	mm	168	182	182	182
D	mm	605	640	640	640
E	mm	266	280	280	280
F	mm	339	360	360	360
G	mm	270	285	285	285
Weight of complete hoist	kg	18	23	24	25
Rope hoist BW- ...	Order No.	H20619	H20621	H20620	H20622
Control cable extension including plugs	Order No.	H20603	H20603	H20603	H20603

* Rope lifting speed at full load

Swivel jib arm

Attach the swivel arm with two clamps (Ø 40 – 55 mm) at a vertical strong and safely fixed pipe!
Hang hoist in – READY!



Adapter for electric rope hoist

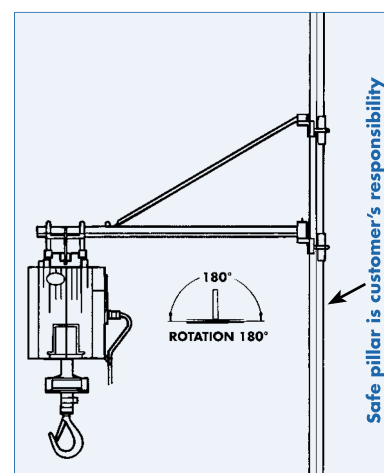
SA-230



Swivel jib arm with
180° rotation

SA-250 – SA-600

TYPE	Max. capacity kg	Max. length of jib mm	Order No. Swivel jib arm	Order No. Adapter for electric rope hoist
SA-230	230	1,000	H20602	-
SA-250	250	1,100	H20607	H20630
SA-600	600	750	H20608	H20631



Drawing without adapter