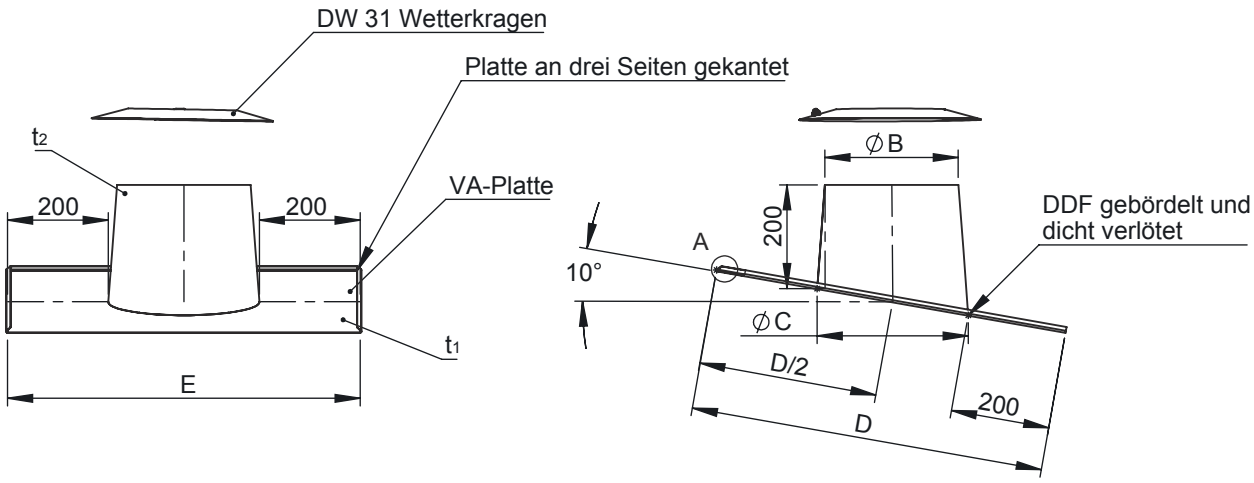

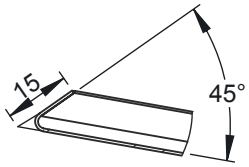

A (1 : 2)

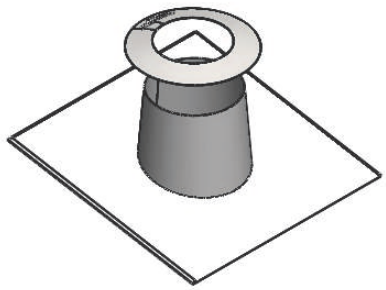

1:20

Ø	080	100	115	120	130	140	150	160	180	200	225	250	300	350	400	450	500	550	600
B	195	215	230	235	245	255	265	275	295	315	340	365	415	465	515	565	615	665	715
C	230	250	265	270	280	290	300	310	330	350	375	400	450	500	550	600	650	700	750
D	635	655	670	675	685	695	705	715	735	755	785	810	860	910	960	1010	1060	1115	1165
E	630	650	665	670	680	690	700	710	730	750	775	800	850	900	950	1000	1050	1100	1150
t_1	0,6																		
t_2	0,5																0,6		
kg	3,31	3,52	3,67	3,72	3,82	3,93	4,03	4,14	4,34	4,56	4,84	5,11	5,66	6,23	7,08	7,52	8,41	9,40	9,72

material: inside/outside		surface: inside/outside	mm/kg				Scale
1.4301 (304)		2R (3D)	revisions-no. A4			jeremias CHIMNEY SYSTEMS	1:15
				date	name		Format
			drawn	24.03.2009	KHA	description DW81 Dachdurchführung Edelstahl 5°-15° incl. Wetterkragen	A4
			checked				Sheet
A4	07.07.2016	JGR	checked			code **DW 81**	1
A3	22.04.2016	JGR	checked				
A2	20.08.2013	BHI	appr.			drawing-no.	
revision	date	name	All rights reserved!				